

RESTRICTED USE PESTICIDE DUE TO TOXICITY TO FISH AND AQUATIC ORGANISMS

For retail sale to and use only by Certified Applicators, or persons under their direct supervision, and only for those uses covered by the Certified Applicator's certification.

GAMMA-CYHALOTHRIN GROUP 3A INSECTICIDE

Guest

For control of insect pests in alfalfa, canola, Cole crops, corn, sweet corn, cotton, fruiting vegetables, legume vegetables, lettuce (head & leaf), okra, onion, peanut, pistachios, pome fruits, rice, sorghum (grain), soybean, stone fruits, sugarcane, sunflower, tobacco, tree nuts including pecans, wheat, triticale, conifer and deciduous trees (plantations, nurseries and seed orchards) and non-cropland areas adjacent to crops.

ACTIVE INGREDIENT:	WT. BY %
Gamma-cyhalothrin: Cyclopropanecarboxylic acid, 3-(2-chloro-3,3,3-trifluoro-1-propenyl)- 2,2-dimethyl, cyano(3-phenoxyphenyl)methyl ester*	5.9%
OTHER INGREDIENTS:	94.1%
TOTAL:	100.0%

*Contains 0.5 lb. of active ingredient per gallon. Contains petroleum distillate. *Synthetic pyrethroid, CAS No. 76703-62-3, capsule suspension (microencapsulated).

KEEP OUT OF REACH OF CHILDREN CAUTION/PRECAUCIÓN

Si usted no entiende la etiqueta, busque a alguien para que se la explique a usted en detalle. (If you **DO NOT** understand this label, find someone to explain it to you in detail.)

See label booklet for complete First Aid, Precautionary Statements, Directions For Use, and Storage and Disposal.

Manufactured For:

Sharda USA LLC 

7217 Lancaster Pike, Suite A
Hockessin, Delaware 19707

EPA Reg. No. 83529-332

EPA Est. No. **CS** 70815-GA-001; **MA** 83411-MN-001; **MC** 89332-GA-001;
SC 39578-TX-001; **TX** 07401-TX-001

The EPA Establishment Number is identified by the circled letters above that match the first two letters in the batch number.

FIRST AID	
IF SWALLOWED:	<ul style="list-style-type: none"> • Immediately call a poison control center or doctor. • DO NOT induce vomiting unless told to do so by a poison control center or doctor. • DO NOT give any liquid to the person. • DO NOT give anything by mouth to an unconscious person.
IF IN EYES:	<ul style="list-style-type: none"> • Hold eye open and rinse slowly and gently with water for 15 - 20 minutes. • Remove contact lenses, if present, after the first 5 minutes, then continue rinsing eye. • Call a poison control center or doctor for treatment advice.
HOTLINE NUMBER	
Have the product container or label with you when calling a poison control center or doctor or going for treatment. For emergency information concerning this product, call your poison control center at 1-800-222-1222 .	
NOTE TO PHYSICIAN	
Induced vomiting as first aid for this substance may result in increased risk of chemical pneumonia or pulmonary edema caused by aspiration of the hydrocarbon solvent. Vomiting should be induced only under professional supervision. Skin exposure may also result in a sensation described as a tingling, itching, burning, or prickly feeling. Onset may occur immediately to 4 hours after exposure and may last 2 to 30 hours, without damage. Wash exposed areas once with soap and water. Relief from the skin sensation may be obtained by applying an oil-based cream.	

PRECAUTIONARY STATEMENTS

HAZARDS TO HUMANS AND DOMESTIC ANIMALS

CAUTION / PRECAUCIÓN

Causes moderate eye irritation. Harmful if swallowed. Prolonged or frequently repeated skin contact may cause allergic reactions in some individuals. Avoid contact with eyes, skin, or clothing.

PERSONAL PROTECTIVE EQUIPMENT (PPE)

Applicators and other handlers must wear:

- Long-sleeved shirt and long pants
- Chemical-resistant gloves, such as barrier laminate, butyl rubber ≥ 14 mils, nitrile rubber ≥ 14 mils, neoprene rubber ≥ 14 mils, natural rubber ≥ 14 mils, polyethylene, polyvinyl chloride (PVC) ≥ 14 mils or Viton ≥ 14 mils
- Shoes plus socks
- Protective eyewear
- Respirator - Wear a minimum of a NIOSH-approved elastomeric half mask respirator with organic vapor (OV) cartridges and combination N*, R, or P filters; OR a NIOSH-approved gas mask with OV canisters; OR a NIOSH-approved powered air purifying respirator with OV cartridges and combination HE filters.

Follow manufacturer's instructions for cleaning/maintaining PPE. If no such instructions for washables exist, use detergent and hot water. Keep and wash PPE separately from other laundry.

ENGINEERING CONTROLS

When handlers use closed systems, enclosed cabs, or aircraft in a manner that meets the requirements listed in the Worker Protection Standard (WPS) for agricultural pesticides [40 CFR 170.240(d)(4-6)], the handler PPE requirements may be reduced or modified as specified in the WPS.

USER SAFETY RECOMMENDATIONS

Users must:

- Wash thoroughly with soap and water after handling and before eating, drinking, chewing gum, or using tobacco.
- Remove and wash contaminated clothing before reuse.

ENVIRONMENTAL HAZARDS

This pesticide is extremely toxic to fish and aquatic organisms and toxic to wildlife. **DO NOT** apply directly to water, or to areas where surface water is present, or to intertidal areas below the mean highwater mark. **DO NOT** apply when weather conditions favor drift from treated areas. Drift and runoff from treated areas may be hazardous to aquatic organisms in neighboring areas. **DO NOT** contaminate water when disposing of equipment wash waters.

NON-TARGET ORGANISM ADVISORY STATEMENT: This product is highly toxic to bees exposed to direct treatment or residues on blooming crops or weeds. **DO NOT** apply this product or allow it to drift to blooming crops or weeds if bees are visiting the treatment area. **Protect pollinating insects by following label directions intended to minimize drift and to reduce risk to these organisms.**

PROTECTION OF POLLINATORS



APPLICATION RESTRICTIONS EXIST FOR THIS PRODUCT BECAUSE OF RISK TO BEES AND OTHER INSECT POLLINATORS. FOLLOW APPLICATION RESTRICTIONS FOUND IN THE DIRECTIONS FOR USE TO PROTECT POLLINATORS.

Look for the bee hazard icon in the **DIRECTIONS FOR USE** for each application site for specific use restrictions and instructions to protect bees and other insect pollinators.

This product can kill bees and other insect pollinators. Bees and other insect pollinators will forage on plants when they flower, shed pollen, or produce nectar. Bees and other insect pollinators can be exposed to this pesticide from:

- Direct contact during foliar applications or contact with residues on plant surfaces after foliar applications.
- Ingestion of residues in nectar and pollen when the pesticide is applied as a seed treatment, soil, tree injection, as well as foliar applications.

When Using This Product Take Steps To:

- Minimize exposure of this product to bees and other insect pollinators when they are foraging on pollinator attractive plants around the application site.
- Minimize drift of this product on to beehives or to off-site pollinator attractive habitat. Drift of this product onto beehives or off-site to pollinator attractive habitat can result in bee kills.

Information on protecting bees and other insect pollinators may be found at the Pesticide Environmental Stewardship website at: <http://pesticidestewardship.org/PollinatorProtection/Pages/default.aspx>

Pesticide incidents (for example, bee kills) should immediately be reported to the state/tribal lead agency. For contact information for your state, go to: www.aapco.org/officials.html. Pesticide incidents should also be reported to the National Pesticide Information Center at: www.npic.orst.edu or direct to EPA at: beekill@epa.gov.

PHYSICAL AND CHEMICAL HAZARDS

DO NOT use or store near heat or open flame.

DIRECTIONS FOR USE

RESTRICTED USE PESTICIDE

It is a violation of Federal law to use this product in a manner inconsistent with its labeling.

For outdoor use only. **DO NOT** apply this product in a way that will contact workers or other persons, either directly or through drift. Only protected handlers may be in the area during application. For any requirements specific to your State or Tribe, consult the agency responsible for pesticide regulation.

SHAKE WELL BEFORE USING. READ ENTIRE LABEL. USE STRICTLY IN ACCORDANCE WITH PRECAUTIONARY STATEMENTS AND DIRECTIONS, AND WITH APPLICABLE STATE AND FEDERAL REGULATIONS.

Agricultural Chemical: **DO NOT** ship or store with food, feeds, drugs, or clothing.

For crops under contracted pollination services:



- **DO NOT** apply this product while bees are foraging.
- **DO NOT** apply this product until flowering is complete and all petals have fallen unless the following condition has been met.
- If an application must be made when managed bees are at the treatment site, the beekeeper providing the pollination services must be notified no less than 48-hours prior to the time of the planned application so that the bees can be removed, covered, or otherwise protected for 38 hours following application.

For food crops and commercially grown ornamentals not under contract for pollination services but are attractive to pollinators:



- **DO NOT** apply this product while bees are foraging.
- This product is toxic to bees exposed to residue for more than 38 hours following treatment.
- **DO NOT** apply this product to blooming, pollen-shedding or nectar-producing parts of plants if bees may forage on the plants during this time period, unless the application is made in response to a public health emergency declared by the appropriate State or Federal authorities.

AGRICULTURAL USE REQUIREMENTS

Use this product only in accordance with its labeling and with the Worker Protection Standard, 40 CFR Part 170. This Standard contains requirements for the protection of agricultural workers on farms, forests, nurseries, and greenhouses, and handlers of agricultural pesticides. It contains requirements for training, decontamination, notification, and emergency assistance. It also contains specific instructions and exceptions pertaining to the statements on this label about personal protective equipment (PPE) and restricted-entry interval (REI). The requirements in this box only apply to uses of this product that are covered by the Worker Protection Standard.

DO NOT enter or allow worker entry into treated areas during the restricted-entry interval (REI) of 48 hours.

PPE required for early entry into treated areas that is permitted under the Worker Protection Standard and that involves contact with anything that has been treated, such as plants, soil, or water, is:

- Coveralls
- Chemical-resistant gloves, such as barrier laminate, butyl rubber \geq 14 mils, nitrile rubber \geq 14 mils, neoprene rubber \geq 14 mils, natural rubber \geq 14 mils, polyethylene, polyvinyl chloride (PVC) \geq 14 mils or Viton \geq 14 mils
- Shoes plus socks
- Protective eyewear

Mixers, loaders, and applicators must wear long-sleeved shirt, long pants, shoes and socks, coveralls, gloves, and respirator.

- Wear a minimum of a NIOSH-approved elastomeric half mask respirator with organic vapor (OV) cartridges and combination R, or P filters; OR a NIOSH-approved gas mask with OV canisters; OR a NIOSH-approved powered air purifying respirator with OV cartridges and combination HE filters.

PRODUCT INFORMATION

Guest is a microencapsulated synthetic pyrethroid insecticide that controls insects by contact and ingestion. **Guest** is intended for control of insect pests in alfalfa, canola, Cole crops, corn, cotton, fruiting vegetables, legume vegetables, lettuce, okra, onion, peanut, pistachios, pome fruits, rice, grain sorghum, soybean, stone fruits, sugarcane, sunflower, tobacco, tree nuts including pecans, wheat, triticale, conifer and deciduous trees (plantations, nurseries and seed orchards) and non-cropland areas adjacent to crops. Initial and residual insect control is contingent upon thorough crop coverage. Apply with ground or air equipment, using sufficient water to obtain full coverage of foliage. Apply in a minimum of 2 gallons per acre by air or 10 gallons per acre by ground unless otherwise specified in this label. When foliage is dense or pest pressure is high (heavier insect or egg pressure, larger larval stages), use of higher application volumes and/or higher label use rates may improve initial and residual control.

For cutworm control, **Guest** may be applied before, during, or after planting. For soil incorporated applications, use higher labeled rates in rate range for improved control.

USE PRECAUTIONS AND RESTRICTIONS

Nursery (Ornamentals, Vegetables, Trees, Container Stock)

- **DO NOT** apply as foliar broadcast application using a mechanically pressurized handgun to nurseries.
- **DO NOT** apply as drench/soil/ground-direct application methods using a mechanically pressurized handgun to nurseries.

Removable chemical extraction probes (also known as "stingers") used in suction/extraction systems must be rinsed within the pesticide container prior to removal.

INSECT RESISTANCE MANAGEMENT

For resistance management, **Guest** contains a Group 3a insecticide. Any insect/mite population may contain individuals naturally resistant to **Guest** and other Group 3a insecticides. The resistant individuals may dominate the insect/mite population if this group of insecticides/acaricides are used repeatedly in the same fields. Appropriate resistance-management strategies should be followed.

To delay insecticide/acaricide resistance, take the following steps:

Rotate the use of **Guest** or other Group 3a insecticides/acaricides within a growing season, or among growing seasons, with different groups that control the same pests.

- Use tank mixtures with insecticides/acaricides from a different group that are equally effective on the target pest when such use is permitted. **DO NOT** rely on the same mixture repeatedly for the same pest population. Consider any known cross-resistance issues (for the targeted pests) between the individual components of a mixture. In addition, consider the following recommendations provided by the Insecticide Resistance Action Committee (IRAC):
 - o Individual insecticides selected for use in mixtures should be highly effective and be applied at the rates at which they are individually registered for use against the target species.
 - o Mixtures with components having the same IRAC mode of action classification are not recommended for insect resistance management.
 - o When using mixtures, consider any known cross-resistance issues between the individual components for the targeted pest(s).
 - o Mixtures become less effective if resistance is already developing to one or both active ingredients, but they may still provide pest management benefits.

- o The insect resistance management benefits of an insecticide mixture are greatest if the two components have similar periods of residual insecticidal activity. Mixtures of insecticides with unequal periods of residual insecticide activity may offer an insect resistance management benefit only for the period where both insecticides are active.
- Adopt an integrated pest management program for insecticide/acaricides use that includes scouting, uses historical information related to pesticide use, crop rotation, record keeping, and which considers cultural, biological and other chemical control practices.
- Monitor after application for unexpected target pest survival. If the level of survival suggests the presence of resistance, consult with your local university specialist or certified pest control advisor.
- Contact your local extension specialist or certified crop advisors for any additional pesticide resistance-management and/or IPM recommendations for the specific site and pest problems in your area.
- For further information or to report suspected resistance contact Sharda USA LLC. You can also contact your pesticide distributor or university extension specialist to report resistance.

BUFFER ZONES

Vegetative Filter Strips (not intended for use on rice)

Construct and maintain a vegetative filter strip, according to the width specified below, of grass or other permanent vegetation between the field edge and nearby down gradient aquatic habitat (such as, but not limited to, lakes; reservoirs; rivers; streams; marshes or natural ponds; estuaries; and commercial fish farm ponds).

Only apply products containing gamma-cyhalothrin onto fields where a maintained vegetative filter strip of at least 25 feet exists between the field edge and where a down gradient aquatic habitat exists. This minimum required width of 25 feet may be reduced or removed under the following conditions:

- For Western irrigated agriculture, a maintained vegetative filter strip of at least 10 feet wide is required. Western irrigated agriculture is defined as irrigated farmland in the following states: WA, OR, CA, ID, NV, UT, AZ, MT, WY, CO, NM, and TX (west of I-35).
 - o For Western irrigated agriculture, if a sediment control basin is present, a vegetative filter strip is not required.
- In all other areas, a vegetative filter strip with a minimum width of 25 feet is required, unless the following conditions are met. The vegetative filter strip requirement may be reduced from 25 feet to 15 feet if at least one of the following applies:
 - o The area of application is considered prime farmland (as defined in 7 CFR § 657.5).
 - o Conservation tillage is being implemented on the area of application.
 - o Conservation tillage is defined as any system that leaves at least 30% of the soil surface covered by residue after planting.
 - o Conservation tillage practices can include mulch-till, no-till, or strip-till.
 - o A functional terrace system is maintained on the area of application.
 - o Water and sediment control basins for the area of application are functional and maintained.
 - o The area of application is less than or equal to 10 acres.

For further guidance on vegetated filter strips, refer to the following publication for information on constructing and maintaining effective buffers: Conservation Buffers to Reduce Pesticide Losses. Natural Resources Conservation Services. <https://www.regulations.gov/document?D=EPA-HQ-OPP-2008-0331-0175>

Buffer Zone for Ground Application (ground boom, overhead chemigation, or airstblast)

DO NOT apply within 25 feet of aquatic habitats (such as, but not limited to, lakes, reservoirs, rivers, streams, marshes, ponds, estuaries, and commercial fishponds).

Buffer Zone for Ultra Low Volume (ULV) Aerial Application

DO NOT apply within 450 feet of aquatic habitats (such as, but not limited to, lakes, reservoirs, rivers, streams, marshes, ponds, estuaries, and commercial fishponds). Applications made by mosquito control districts and other public health officials are exempt from this requirement.

Buffer Zone for Non-ULV Aerial Application

DO NOT apply within 150 feet of aquatic habitats (such as, but not limited to, lakes, reservoirs, rivers, streams, marshes, ponds, estuaries, and commercial fishponds).

In the State of New York, a 25 ft. vegetated, non-cropped buffer strip untraversed by drainage tiles must be maintained between a treated field and a coastal salt marsh or stream that drains into a coastal salt marsh, for both aerial or ground application. For aerial applications, the 25 ft. vegetated non-cropped buffer strip for runoff protection would be part of the larger 150 ft. buffer strip (or 450 ft. buffer strip for ULV application) required for spray drift.

- For soil or foliar applications, **DO NOT** apply by ground within 25 feet of lakes, reservoirs, rivers, permanent streams, marshes or natural ponds, estuaries, and commercial fish farm ponds.
- **DO NOT** apply the product into fish pools, ponds, streams, or lakes. **DO NOT** apply directly to sewers or storm drains, or to any area like a drain or gutter where drainage to sewers, storm drains, water bodies, or aquatic habitat can occur.
- **DO NOT** allow the product to enter any drain during or after application.
- **DO NOT** apply or irrigate to the point of runoff.
- **DO NOT** make applications during rain. Avoid making applications when rainfall is expected before the product has sufficient time to dry (minimum 4 hours).
- Rainfall within 24 hours after application may cause unintended runoff of pesticide application.
- **DO NOT** apply when the wind speed is greater than 10 mph.

TANK MIXTURES

When tank mixing with any other agricultural products, always add **Guest** last. Fill the tank with one half to two-thirds volume of the mixing diluent. Make sure all other products are fully dispersed in the mixing diluent before adding the recommended rate of **Guest** to the tank. Add the remainder of the mixing diluent volume. For best results, it is recommended that mixing and spray equipment have continuous agitation. Follow the precautions and limitations of the most restricted product in the tank mixture. While **Guest** has good flexibility for tank mixing with other agricultural products, a jar test for physical compatibility is recommended for untried mixtures using proper ratios and mixing sequences of all ingredients to be included in the mixture.

Guest is an aqueous-based formulation. It is recommended that no type of non-emulsifiable oils be used in combination with **Guest**. If adjuvants are used, use only: nonionic surfactant (NIS) containing at least 75% surface agent or non-phytotoxic crop oil concentrate (COC), including once-refined vegetable oil concentrate (VOC), or methylated sunflower oils (MSO) containing a minimum of 17% emulsifier.

Adjuvants other than NIS or COC may be used providing the product meets the following criteria:

- Contains only EPA exempt ingredients.
- Is non-phytotoxic to the target crop.
- Is compatible in mixture. (Must be established through a jar test.)
- Is supported locally for use with **Guest** on the target crop through proven field trials and through university and extension recommendations.

In addition, the following may be used as diluents:

- Crop oil concentrate
- Methylated sunflower oils
- Urea-ammonium nitrate

It is recommended that the following **NOT** be used in combination with **Guest** as diluents or adjuvants:

- Non-emulsifiable oils
- Diesel fuel
- Straight mineral oil
- Fertilizer products containing the micronutrient boron.

It is the pesticide user's responsibility to ensure that all products are registered for the intended use. Read and follow the applicable restrictions and limitations and directions for use on all product labels involved in tank mixing. Users must follow the most restrictive directions for use and precautionary statements of each product in the tank mixture.

Chemigation

Apply **Guest** at rates and timing described elsewhere in this label. As local recommendations differ, consult your local State Extension Service or other local experts for recommendations on adjuvant or diluent types (see **Tank Mix Application**), rates, and mixing instructions. These recommendations should be proven, through university and extension field trials, to be effective with **Guest** applied by chemigation.

Sprinkler Irrigation Application

Check the irrigation system to ensure uniform application of water to all areas. Thorough coverage of foliage is required for good control. Good agitation in the pesticide supply tank should be maintained prior to and during the entire application period.

Apply by injecting the recommended rate of **Guest** into the irrigation system using a metering device that will introduce a constant flow and by distributing the product to the target area in 0.1 to 0.2 acre-inch of water. In general, use the least amount of water required for proper distribution and coverage. It is recommended that the product be injected into the center of the main irrigation line ahead of at least one right angle turn in the line to ensure adequate dispersion or mixing in the irrigation water. Once the application is completed, flush the entire irrigation and injection system with clean water before stopping the system. In addition to the above recommendations, if application is being made during a normal irrigation set of a stationary sprinkler, the recommended rate of **Guest** for the area covered should be injected into the system only during the end of the irrigation set for sufficient time to provide adequate coverage and product distribution.

DO NOT apply **Guest** through an irrigation system connected to a public water system. Public water system means a system for the provision to the public of piped water for human consumption if such system has at least 15 service connections or regularly serves an average of at least 25 individuals daily at least 60 days out of the year.

Use Restrictions - Sprinkler Irrigation Application

1. **DO NOT** apply this product through any other type of irrigation system.
2. **DO NOT** connect an irrigation system (including greenhouse systems) used for pesticide application to a public water system unless the pesticide label-prescribed safety devices for public water systems are in place.
3. **DO NOT** apply when wind speed favors drift beyond the area intended for treatment or non-uniform distribution of treated water.
4. **DO NOT** apply through chemigation systems connected to public water systems.

Use Precautions - Sprinkler Irrigation Application

1. Apply this product only through sprinkler irrigation systems including center pivot, lateral move, end tow, side (wheel) roll, traveler, big gun, solid set, or hand move.
2. Crop injury, lack of effectiveness, or illegal pesticide residues in the crop can result from non-uniform distribution of treated water.
3. If you have any questions about calibration, you should contact State Extension Service specialists, equipment manufacturers, or other experts.
4. A person knowledgeable of the chemigation system and responsible for its operation, or under the supervision of the responsible person, shall shut the system down and make necessary adjustments should the need arise.
5. The system must contain a functional check valve, vacuum relief valve, and low-pressure drain appropriately located on the irrigation pipeline to prevent water-source contamination from backflow.
6. The pesticide injection pipeline must contain a functional, automatic, quick-closing check valve to prevent the flow of fluid back through the injection pump.
7. The pesticide injection pipeline must also contain a functional, normally closed, solenoid-operated valve or interlock located on the intake side of the injection pump and connected to the system interlock to prevent fluid from being withdrawn from the supply tank when the irrigation system is either automatically or manually shut down.
8. The system must contain functional interlocking controls to automatically shut off the pesticide injection pump when the water pump motor stops.
9. The irrigation line or water pump must include a functional pressure switch or interlock that will stop the water pump motor or injector when the water pressure decreases to the point where pesticide distribution is adversely affected.
10. Systems must use a chemical injector or metering pump, such as a positive displacement injection pump (e.g., diaphragm pump), effectively designed and constructed of materials that are compatible with pesticides and capable of being fitted with a system interlock.
11. Any alternatives to the above-required safety devices must conform to the list of EPA- or state agency-approved alternative devices.

MANDATORY SPRAY DRIFT MANAGEMENT

Aerial Applications:

- **DO NOT** release spray at a height greater than 10 feet above the vegetative canopy, unless a greater application height is necessary for pilot safety.
- Applicators are required to select nozzle and pressure that deliver medium or coarser droplets (ASABE S641).
- **DO NOT** apply when wind speeds exceed 10 mph at the application site. The boom length must be 75% or less of the wing-span for fixed-wing aircraft and 90% or less of the rotor diameter for helicopters.
- Applicators must use 1/2 swath displacement upwind at the downwind edge of the field.
- **DO NOT** apply during temperature inversions.

Airblast Applications:

- Sprays must be directed into the canopy.
- **DO NOT** apply when wind speeds exceed 10 mph at the application site.
- User must turn off outward pointing nozzles at row ends and when spraying outer row.
- **DO NOT** apply during temperature inversions.

Ground Boom Applications:

- User must only apply with the release height recommended by the manufacturer, but no more than 4 feet above the ground or crop canopy.
- Applicators are required to select nozzle and pressure that deliver medium or coarser droplets (ASABE S572).
- **DO NOT** apply when wind speeds exceed 10 mph at the application site.
- **DO NOT** apply during temperature inversions.

For Outdoor Applications to Commercial Nurseries:

- **DO NOT** apply when the wind speed is greater than 10 mph.
- Applicators are required to select the nozzle and pressure that delivers a medium or coarser droplet size (ASABE S572).
- For soil or foliar applications, **DO NOT** apply by ground equipment within 25 feet of lakes, reservoirs, rivers, permanent streams, marshes or natural ponds, estuaries, and commercial fish farm ponds.

SPRAY DRIFT ADVISORIES

THE APPLICATOR IS RESPONSIBLE FOR AVOIDING OFF-SITE SPRAY DRIFT. BE AWARE OF NEARBY NON-TARGET SITES AND ENVIRONMENTAL CONDITIONS.

IMPORTANCE OF DROPLET SIZE

An effective way to reduce spray drift is to apply large droplets. Use the largest droplets that provide target pest control. While applying larger droplets will reduce spray drift, the potential for drift will be greater if applications are made improperly or under unfavorable environmental conditions.

Controlling Droplet Size - Ground Boom

- **Volume** - Increasing the spray volume so that larger droplets are produced will reduce spray drift. Use the highest practical spray volume for the application. If a greater spray volume is needed, consider using a nozzle with a higher flow rate.
- **Pressure** - Use the lowest spray pressure advised for the nozzle to produce the target spray volume and droplet size.
- **Spray Nozzle** - Use a spray nozzle that is designed for the intended application. Consider using nozzles designed to reduce drift.

Controlling Droplet Size - Aircraft

- **Adjust Nozzles** - Follow nozzle manufacturer's instructions for setting up nozzles. Generally, to reduce fine droplets, nozzles must be oriented parallel with the airflow in flight.

BOOM HEIGHT - Ground Boom

Use the lowest boom height that is compatible with the spray nozzles that will provide uniform coverage. For ground equipment, the boom must remain level with the crop and have minimal bounce.

RELEASE HEIGHT - Aircraft

Higher release heights increase the potential for spray drift.

SHIELDED SPRAYERS

Shielding the boom or individual nozzles can reduce spray drift. Consider using shielded sprayers. Verify that the shields are not interfering with the uniform deposition of the spray on the target area.

TEMPERATURE AND HUMIDITY

When making applications in hot and dry conditions, use larger droplets to reduce the effects of evaporation.

TEMPERATURE INVERSIONS

Drift potential is high during a temperature inversion. Temperature inversions are characterized by increasing temperature with altitude and are common on nights with limited cloud cover and light to no wind. The presence of an inversion can be indicated by ground fog or by the movement of smoke from a ground source or an aircraft smoke generator. Smoke that layers and moves laterally in a concentrated cloud (under low wind conditions) indicates an inversion, while smoke that moves upward and rapidly dissipates indicates good vertical air mixing. Avoid applications during temperature inversions.

WIND

Drift potential generally increases with wind speed. AVOID APPLICATIONS DURING GUSTY WIND CONDITIONS. Applicators need to be familiar with local wind patterns and terrain that could affect spray drift.

Air-Assisted (Airblast) Field Crop Sprayers

It is the responsibility of the applicator to determine that a sprayer is suitable for the intended application, is configured properly, and that drift is not occurring. **Note:** Air assisted field sprayers can affect product performance by affecting spray coverage and canopy penetration. Consult the application equipment manufacturer and/or State Extension Service.

Air-Assisted (Airblast) Orchard/Tree Nursery

In addition to the general drift management principles already described, the following specific practices will further reduce the potential for drift:

- Adjust deflectors and aiming devices so that spray is only directed into the canopy.
- Spray must be shut off during row turns.
- Block off upward pointed nozzles when there is no over-hanging canopy.
- Use only enough air volume to penetrate the canopy and provide good coverage.
- **DO NOT** allow spray to go beyond the edge of the cultivated area. Spray the outside downwind row(s) only from outside the planting.

POLLINATOR BEST PRACTICES (BMPS)

Following best management practices can help reduce risk to terrestrial pollinators. Examples of best management practices include applying pesticides in the evening and at night when pollinators are not foraging and checking to confirm hive locations before spraying. For additional resources on pollinator best management practices, visit <https://www.epa.gov/pollinator-protection/find-best-management-practices-protect-pollinators>.

Managed pollinator protection plans are developed by states/tribes to promote communication between growers, landowners, farmers, beekeepers, pesticide users, and other pest management professionals to reduce exposure of bees to pesticides. If available, visit state plans for additional information on how to protect pollinators.

How to Report Bee Kills

It is advised that users contact both the state lead agency and the U.S. Environmental Protection Agency to report bee kills due to pesticide application. Bee kills can be reported to EPA at beekill@epa.gov. To contact your state lead agency, see the current listing of state pesticide regulatory agencies at the National Pesticide Information Center's website: http://npic.orst.edu/reg/state_agencies.html.

CROP-SPECIFIC USE INSTRUCTIONS

Rate Conversion Chart

Lb. a.i./Acre	Fl. oz./Acre	Pint/Acre	Treated Acres/Gallon
0.0075	1.92	0.12	66
0.01	2.56	0.16	50
0.0125	3.20	0.20	40
0.015	3.84	0.24	33
0.02	5.12	0.32	25

Maximum Yearly Use Rates for Gamma and Lambda Cyhalothrin on Labeled Crops

CROP	Maximum Rate for Either Product Used Alone (lb./a.i./acre)¹	
	Gamma-cyhalothrin (Gusht)	Lambda-cyhalothrin (Includes any lambda-cyhalothrin product approved for crop uses)²
Alfalfa	0.06	0.12
Canola	0.045	0.09
Cole crops	0.12	0.24
Corn	0.06	0.12
Sweet corn	0.24	0.48
Cotton	0.1	0.2
Fruiting vegetables (except cucurbits)	0.18	0.36
Legume vegetables	0.06	0.12
Lettuce (head and leaf)	0.15	0.3
Okra	0.18	0.36
Onion (bulb) and garlic	0.12	0.24
Peanut	0.06	0.12
Pistachios	0.08	0.16
Pome fruits	0.1	0.2
Rice	0.06	0.12
Sorghum (grain)	0.04	0.08
Soybean	0.03	0.06
Stone fruits	0.1	0.2
Sugarcane	0.08	0.16
Sunflower	0.06	0.12
Tobacco (air dried)	0.045	0.09

(continued)

Maximum Yearly Use Rates for Gamma and Lambda Cyhalothrin on Labeled Crops (continued)

CROP	Maximum Rate for Either Product Used Alone (lb./a.i./acre) ¹	
	Gamma-cyhalothrin (Guest)	Lambda-cyhalothrin (Includes any lambda-cyhalothrin product approved for crop uses) ²
Tree nuts including pecans	0.08	0.16
Wheat, wheat hay and triticale	0.03	0.06
Conifer and deciduous trees (plantations, nurseries and seed orchards)	0.12	0.24
Non-cropland areas adjacent to crops	0.1	0.2
¹ NOTE: If both gamma-cyhalothrin and lambda-cyhalothrin are used on a crop during the same crop growing year, the amounts of each that can be used can be calculated as shown in the following examples:		
² Includes any lambda-cyhalothrin product approved for crop uses.		
Example 1: If the maximum use rate for lambda-cyhalothrin = 0.12 lb. a.i./acre/year and 0.06 lb. a.i. has been applied, $(0.12 - 0.06) \div 2 = 0.03$ lb. a.i. of gamma-cyhalothrin could be applied during the remainder of the crop use year.		
Example 2: If the maximum use rate for gamma-cyhalothrin = 0.06 lb. a.i./acre/year and 0.03 lb. a.i. has been applied, $(0.06 - 0.03) \times 2 = 0.06$ lb. a.i. of lambda-cyhalothrin could be applied during the remainder of the crop use year.		

ALFALFA, INCLUDING ALFALFA GROWN FOR SEED

PESTS		GUEST RATE	
		Lb. a.i./A	Fl. oz./A
Alfalfa caterpillar Cutworm spp. Green cloverworm Leafhopper spp.	Looper spp. Three-cornered alfalfa hopper Velvetbean caterpillar Webworm spp.	0.0075 - 0.0125	1.92 - 3.20
Alfalfa seed chalcid (adult) Alfalfa weevil Armyworm Bean leaf beetle (adult) Blister beetle spp. Blue alfalfa aphid Clover leaf weevil spp. Clover root borer (adult) Clover root curculio spp. (adult) Clover stem borer (adult) Corn earworm Cowpea aphid Cowpea curculio (adult) Cowpea weevil (adult) Cucumber beetle spp. (adult) Egyptian alfalfa weevil Fall armyworm ¹	Grape colaspis (adult) Grasshopper spp. Green June beetle (adult) Green peach aphid ³ Japanese beetle (adult) Meadow spittlebug Mexican bean beetle Pea aphid Pea weevil (adult) Plant bug spp., including Lygus spp. ³ Spotted alfalfa aphid Stink bug spp. Sweet clover weevil (adult) Thrips spp. ⁴ Western yellow-striped armyworm White-fringed beetle spp. (adult) Yellow-striped armyworm	0.01 - 0.015	2.56 - 3.84
Beet armyworm ^{1,3} Blotch leafminer ³	Spider mites ²	0.015	3.84

¹ Use higher labeled rates for large larvae.

² Suppression only.

³ See resistance statement under **USE PRECAUTIONS AND RESTRICTIONS**.

⁴ Does not include western flower thrips.

(continued)

ALFALFA, INCLUDING ALFALFA GROWN FOR SEED *(continued)*

Precautions and Restrictions

- **DO NOT** apply more than 0.015 lb. active ingredient (0.24 pint) per acre per cutting.
- **DO NOT** apply more than 0.06 lb. active ingredient (0.96 pint) per acre per year.
- **Preharvest Interval: DO NOT** apply within 1 day of harvest for forage or within 7 days of harvest for hay.

Apply only to fields planted to pure stands of alfalfa.

Apply as required by scouting. Timing and frequency of applications should be based upon insect populations reaching locally determined economic thresholds.

Foliar Application




Follow application instructions as indicated in Bee Hazard **DIRECTIONS FOR USE**.


Apply with ground or air equipment, using sufficient water to obtain full coverage of foliage. Apply in a minimum of 2 gallons per acre by air or 10 gallons per acre by ground. When foliage is dense and/or pest populations are high, 5 to 10 gallons per acre by air or 20 gallons per acre by ground and higher label use rates are recommended. Use higher rates in labeled use rate range for increased residual control.

Avoid application when bees are actively foraging by applying during the early morning or during the evening hours. Be aware of bee hazard resulting from a cool evening and/or morning dew. It may be advisable to remove bee shelters during and for 2 to 3 days following application. Avoid direct application to bee shelters.


CANOLA

PESTS		GUEST RATE	
		Lb. a.i./A	Fl. oz./A
Armyworm spp. Cabbage seedpod weevil Cutworm spp. Diamondback moth Flea beetle	Grasshoppers Looper spp. Lygus bug	0.0075 - 0.015	1.92 - 3.84
Cabbage aphid		0.015	3.84
Precautions and Restrictions <ul style="list-style-type: none"> • DO NOT apply more than 0.045 lb. active ingredient (0.72 pint) per acre per year. • Preharvest Interval: DO NOT apply within 7 days of harvest. <p>Apply as required by scouting, usually at intervals of 5 days or more. Timing and frequency of applications should be based upon insect populations reaching locally determined economic threshold.</p>			
Foliar Application <div>  <p>Follow application instructions as indicated in Bee Hazard DIRECTIONS FOR USE.</p> </div> <p>Apply with ground or air equipment using sufficient water to obtain full coverage of foliage. When applying by air, apply in a minimum of 2 gallons of water per acre.</p>			

COLE CROPS

CROPS	PESTS	GUEST RATE	
		Lb. a.i./A	Fl. oz./A
Brassica (head and stem), including but not limited to: Broccoli Brussel sprouts Cabbage Cavalo broccoli Cauliflower Chinese broccoli (gai lon) Chinese cabbage (napa) Chinese mustard cabbage (gai choy) Kohlrabi	Alfalfa looper Cabbage looper Cabbage webworm Aphid spp. ^{2,3} Armyworm Beet armyworm ^{1,3} Corn earworm Diamondback moth ³ Fall armyworm ¹ Flea Beetle spp. Grasshopper spp. Japanese beetle (adult) Leafhopper spp.	Cutworm spp. Imported cabbageworm Southern cabbageworm Meadow spittlebug Plant bug spp., including Lygus spp. ³ Spider mite spp. ² Stink bug spp. Thrips spp. ² Vegetable weevil (adult) Whitefly spp. ^{2,3} Yellow-striped armyworm	0.0075 - 0.0125 1.92 - 3.20 0.01 - 0.015 2.56 - 3.84
¹ For control of first and second instars only. ² Suppression only. ³ See resistance statement under USE PRECAUTIONS AND RESTRICTIONS.			
Precautions and Restrictions <ul style="list-style-type: none"> • DO NOT apply more than 0.12 lb. active ingredient (1.92 pints) per acre per year. • Preharvest Interval: DO NOT apply within 1 day of harvest. <p>Apply as required by scouting, usually at intervals of 5 days or more. Timing and frequency of applications should be based upon insect populations reaching locally determined economic thresholds.</p> Foliar Application <div>  <p>Follow application instructions as indicated in Bee Hazard DIRECTIONS FOR USE.</p> </div> <p>Apply with ground or air equipment, using sufficient water to obtain full coverage of foliage. When applying by air, apply in a minimum of 2 gallons of water per acre.</p>			

CONIFER AND DECIDUOUS TREES (PLANTATIONS, NURSERIES, AND SEED ORCHARDS)

PESTS		GUEST RATE	
		Lb. a.i./A	Fl. oz./A
Bagworm Balsam twig aphid Balsam wooly aphid Birch leafminer Black pine weevil European elm bark beetle Gypsy moth Japanese beetle June beetle spp. Leaf beetle spp. Leafroller spp. May beetle spp. Mealybug spp. (Suppression only) Pales weevil Pine chafer	Pine colaspis beetle Pine conelet bug Pine leaf chermid Pine needle scale Pine sawfly spp. Pine tip moth spp. Pine tortoise scale Pine weevil spp. Poplar aphid spp. Sawfly spp. Spittlebug spp. Spruce budworm Tent caterpillar spp. Tussock moth spp. Webworm spp.	0.01 - 0.02	2.56 - 5.12
Coneworm spp. Seed bug spp.	Thrips spp.	See USE PRECAUTIONS AND RESTRICTIONS for pest-specific use instructions.	
Precautions and Restrictions • DO NOT apply more than 0.12 lb. active ingredient (1.92 pints) per acre per year. To control exposed foliage, flower, cone, seed and bark feeding insects, apply as required by scouting. Timing and frequency of applications should be based upon insect populations reaching locally determined economic thresholds.			
Foliar Application			
 Follow application instructions as indicated in Bee Hazard DIRECTIONS FOR USE.			

(continued)

CONIFER AND DECIDUOUS TREES (PLANTATIONS, NURSERIES, AND SEED ORCHARDS) (continued)

Apply with ground or air equipment, using sufficient water to obtain full coverage of target site. When applying by air, apply in a minimum of 2 gallons of water per acre.

Coneworm/Seed Bug/Thrips spp. in Seed Orchards:

- **DO NOT** apply more than 0.25 lb. active ingredient (4 pints) per acre per year.

For high volume sprayers, dilute 5.12 fl. oz. per 100 gallons of water and apply 5 to 10 gallons of finished spray per tree.

For low volume sprayers, dilute 20 fl. oz. per 100 gallons of water and apply 100 gallons of finished spray volume per acre.

For aerial application, apply 15 fl. oz. per acre in a minimum of 10 gallons of finished spray per acre.

CORN (AT PLANT SOIL APPLICATION) - FIELD CORN, POPCORN, SEED CORN, SWEET CORN

PESTS		GUEST RATE	
		Lb. a.i./A	Fl. oz./A
Corn rootworm larvae: Mexican Northern Southern Western Cutworm spp.	Lesser cornstalk borer Red imported fire ant ¹ Seedcorn beetle Seedcorn maggot White grub spp. Wireworm spp. ¹	0.0025 lb. a.i. per 1000 ft. of row	0.66 fl. oz. per 1000 ft. of row
¹ Suppression only.			
Precautions and Restrictions <ul style="list-style-type: none"> • Pre-harvest Interval: DO NOT harvest or graze livestock or cut treated crops for feed within 21 days of at plant application. • DO NOT apply more than 0.045 lb. active ingredient (0.72 pint) per acre per crop at plant. For field corn, popcorn, and seed corn, DO NOT apply more than 0.06 lb. active ingredient per acre per crop from at plant and foliar applications. For sweet corn, DO NOT apply more than 0.24 lb. active ingredient per acre per crop from at plant and foliar applications. 			
Banded Applications: Apply at planting as a 5 to 7 inch T-band sprayed across the open seed furrow between the furrow opener and the press wheel or as a band application behind the press wheel.			
In-Furrow Applications: Apply into the seed furrow through spray nozzles or microtubes, behind the planter furrow opener and in front of the press wheel.			
Apply a minimum spray volume of 3 gallons per acre.			

**Fluid Ounces and Pounds Active Ingredient per Acre of Guest
Applied at 0.66 fl. oz. per 1000 ft. of Row for Various Row Spacings**

Row spacing	40"	38"	36"	34"	32"	30"
Linear ft./acre	13,068	13,756	14,520	15,374	16,335	17,424
Fl. oz./acre	3.4	3.6	3.8	4.0	4.3	4.6
Lb. a.i./acre	0.034	0.035	0.037	0.040	0.042	0.045

CORN (FOLIAR APPLICATION) - FIELD CORN, POPCORN, SEED CORN

PESTS		GUEST RATE	
		Lb. a.i./A	Fl. oz./A
Corn earworm ¹ Cutworm spp. Green cloverworm	Meadow spittlebug Western bean cutworm ¹	0.0075 - 0.0125	1.92 - 3.20
Armyworm ² Bean leaf beetle Cereal leaf beetle Corn leaf aphid ³ English grain aphid ³ European corn borer ¹ Fall armyworm ² Flea beetle spp. Grasshopper spp. Hop vine borer ¹ Japanese beetle (adult) Lesser cornstalk borer ¹	Mexican corn rootworm beetle ⁶ Northern corn rootworm beetle ⁶ Oat bird-cherry aphid ³ Sap beetle (adult) Southern corn rootworm beetle ⁶ Southwestern corn borer ¹ Stalk borer ¹ Stink bug spp. Tobacco budworm ^{1,4} Webworm spp. Western corn rootworm beetle ⁶ Yellow-striped armyworm ²	0.01 - 0.015	2.56 - 3.84
Beet armyworm ^{2,4} Chinch bug ⁵ Greenbug ^{3,4} Mexican rice borer ¹	Rice stalk borer ¹ Southern corn leaf beetle (<i>Myochrous Denticollis</i>) ³ Sugarcane borer ¹	0.015	3.84

(continued)

CORN (FOLIAR APPLICATION) - FIELD CORN, POPCORN, SEED CORN *(continued)*

¹ For control before larvae bore into the plant stalk or ear.

² Use higher labeled rates for large larvae.

³ Suppression only

⁴ See resistance statement under **USE PRECAUTIONS AND RESTRICTIONS**.

⁵ For **chinch bug** control, begin applications when bugs migrate from small grains or grass weeds to small corn. Direct spray to the base of corn plants. Repeat applications at 3- to 5-day intervals if needed. **Guest** may only suppress heavy infestations and/or subsequent migrations.

⁶ For control of adult **corn rootworm beetles** (*Diabrotica* spp.) as part of an aerial-applied corn rootworm control program, use upper end of rate range at 3.84 fl. oz. per acre (0.015 lb. active ingredient per acre).

Precautions and Restrictions

- **DO NOT** allow livestock to graze in treated areas or harvest treated corn forage as food for meat or dairy animals within 1 day after last treatment. **DO NOT** feed treated corn fodder or silage to meat or dairy animals within 21 days after the last treatment.
- **DO NOT** apply more than 0.06 lb. active ingredient (0.96 pint) per acre per crop from at plant and foliar applications.
- **DO NOT** apply more than 0.03 lb. active ingredient (0.48 pint) after silk initiation.
- **DO NOT** apply more than 0.015 lb. active ingredient (0.24 pint) after corn has reached the milk stage (yellow kernels with milky fluid).
- **Preharvest Interval: DO NOT** apply within 21 days of harvest.

Apply as required by scouting, or locally prescribed corn growth stages, usually at intervals of 7 days or more. Timing and frequency of applications should be based upon insect populations reaching locally determined economic thresholds or other locally recommended methods.

Foliar Application



Follow application instructions as indicated in Bee Hazard **DIRECTIONS FOR USE**.

Apply with ground or air equipment, using sufficient water and application methods to obtain full coverage of target location. When applying by air, apply in a minimum of 2 gallons of water per acre.

SWEET CORN (FOLIAR APPLICATION)

PESTS		GUEST RATE	
		Lb. a.i./A	Fl. oz./A
Aphid spp. ^{2,3} Aster leafhopper Beet armyworm ^{1,3} Chinch bug Common cornstalk borer Corn earworm Cutworm spp. European corn borer Fall armyworm ¹ Flea beetle spp. Grasshopper spp. Japanese beetle (adult) Mexican corn rootworm beetle (adult)	Northern corn rootworm beetle (adult) Sap beetle (adult) Southern armyworm ¹ Southern corn rootworm beetle (adult) Southwestern corn borer Spider mite spp. ² Stink bug spp. Tarnished plant bug Webworm spp. Western bean cutworm Western corn rootworm beetle (adult) Yellow-striped armyworm ¹	0.01 - 0.015	2.56 - 3.84
Corn silk fly (adult) ²		0.015	3.84
¹ Use higher labeled rates for large larvae. ² Suppression only. ³ See resistance statement under USE PRECAUTIONS AND RESTRICTIONS.			
Precautions and Restrictions <ul style="list-style-type: none"> • DO NOT allow livestock to graze in treated areas or harvest treated corn forage as food for meat or dairy animals within 1 day after last treatment. • DO NOT feed treated corn fodder or silage to meat or dairy animals within 21 days after the last treatment. • DO NOT apply more than 0.24 lb. active ingredient (3.84 pints) per acre per crop from at plant and foliar applications. • Preharvest Interval: DO NOT apply within 1 day of harvest. <p>Apply as required by scouting, or locally prescribed corn growth stages, usually at intervals of 4 days or more. Timing and frequency of applications should be based upon insect populations reaching locally determined economic thresholds or other locally recommended methods and should be targeted for control before insects enter the stalk or ear.</p>			

(continued)

SWEET CORN (FOLIAR APPLICATION) (continued)**Foliar Application**

Follow application instructions as indicated in Bee Hazard **DIRECTIONS FOR USE.**

Apply with ground or air equipment, using sufficient water and application methods to obtain full coverage of foliage and ears (if present). When applying by air, apply in a minimum of 2 gallons of water per acre. May be applied through chemigation in Illinois, Kansas, and Missouri.

For control of adult corn rootworm beetles (*Diabrotica* species) as part of an aerial-applied corn rootworm control program, use a minimum of 3.2 fl. oz. per acre (0.0125 lb. active ingredient per acre).

COTTON

PESTS		GUEST RATE	
		Lb. a.i./A	Fl. oz./A
Cutworm spp. Soybean thrips	Tobacco thrips	0.0075 - 0.01	1.92 - 2.56
Cabbage looper Cotton flea hopper Cotton leaf perforator Cotton leafworm	Lygus bug spp. ³ Pink bollworm (adult) Saltmarsh caterpillar	0.01 - 0.015	2.56 - 3.84
Banded wing whitefly ^{2,3} Beet armyworm ^{1,3} Boll weevil Brown stink bug Cotton aphid ^{2,3} Cotton bollworm European corn borer	Fall armyworm Green stink bug Southern green stink bug Sweet potato whitefly ^{2,3} Tobacco budworm ³ Two-spotted spider mite ²	0.0125 - 0.02	3.20 - 5.12
¹ For control of first and second instars only. ² Suppression only. ³ See resistance statement under USE PRECAUTIONS AND RESTRICTIONS.			

(continued)

COTTON (continued)

Precautions and Restrictions

- **DO NOT** graze livestock in treated areas.
- **DO NOT** apply more than 1.6 pints (0.1 lb. active ingredient) per acre per year.
- **DO NOT** make more than a total of 10 synthetic pyrethroid applications (of one product or combination of products) to a cotton crop in one growing year.
- **Preharvest Interval: DO NOT** apply within 21 days of harvest.

Apply as required by scouting, usually at intervals of 5 to 7 days. Timing and frequency of applications should be based upon insect populations reaching locally determined economic thresholds.

Foliar Application



Follow application instructions as indicated in Bee Hazard **DIRECTIONS FOR USE**.

Apply with ground or air equipment, using sufficient water to obtain full coverage of foliage.

Applications may also be made with equipment adapted and calibrated for ULV sprays. **Guest** may be mixed with once-refined vegetable oil and applied in a minimum of at least 1 quart of finished spray per acre.

Under light bollworm/budworm infestation levels, 0.01 lb. active ingredient per acre may be applied in conjunction with intense field monitoring.

For boll weevil control, spray on a 3- to 5-day schedule.

When applied according to label directions for control of cotton bollworm and tobacco budworm, **Guest** also provides ovicidal control of unhatched *Heliothis* spp. eggs.

FRUITING VEGETABLES (EXCEPT CUCURBITS)

FRUITING VEGETABLES	PESTS		GUEST RATE	
			Lb. a.i./A	Fl. oz./A
Tomato	Cabbage looper	Hornworm spp.	0.0075 - 0.0125	1.92 - 3.20
Tomatillo	Cutworm spp.			
Peppers (bell and non-bell)	Aphid spp. ^{2,3}	Plant bug spp.		
Eggplant	Beet armyworm ^{1,3}	Southern armyworm ¹		
Ground cherry	Blister beetle spp.	Spider mite spp. ²		
Okra	Colorado potato beetle ³	Stalk borer ⁴		
Pepino	Cucumber beetle spp. (adult)	Stink bug spp.		
	European corn borer ⁴	Thrips ^{3,5}	0.01 - 0.015	2.56 - 3.84
	Fall armyworm ¹	Tobacco budworm ³		
	Flea beetle spp.	Tomato fruit worm		
	Grasshopper spp.	Tomato pinworm		
	Japanese beetle (adult)	Tomato psyllid ^{2,3}		
	Leafhopper spp.	Vegetable weevil (adult)		
	Leafminer spp. ²	Whitefly spp. ^{2,3}		
	Meadow spittlebug	Yellow-striped armyworm ¹		
	Pepper weevil (adult) ²			

¹ For control of first and second instars only.

² Suppression only.

³ See resistance statement under **USE PRECAUTIONS AND RESTRICTIONS**.

⁴ For control before larvae bore into the plant stalk or fruit.

⁵ Does not include western flower thrips.

Precautions and Restrictions

- **DO NOT** apply more than 0.18 lb. active ingredient (2.88 pints) per acre per year.
- **Preharvest Interval: DO NOT** apply within 5 days of harvest.

Apply as required by scouting, usually at intervals of 5 days or more. Timing and frequency of applications should be based upon insect populations reaching locally determined economic thresholds.

Foliar Application



Follow application instructions as indicated in Bee Hazard **DIRECTIONS FOR USE**.

Apply with ground or air equipment, using sufficient water to obtain full coverage of foliage. When applying by air, apply in a minimum of 2 gallons of water per acre.

LEGUME VEGETABLES

CROP/VARIETY	PESTS	GUEST RATE	
		Lb. a.i./A	Fl. oz./A
Edible podded (only) <i>Canavalia gladiata</i> - sword bean <i>Canavalia ensiformis</i> jackbean <i>Glycine max</i> - soybean - immature seed	Cutworm spp. Green cloverworm Imported cabbageworm	Mexican bean beetle Saltmarsh caterpillar Velvetleaf caterpillar	0.0075 - 0.0125 1.92 - 3.20
Edible podded, succulent shelled or dried shelled <i>Phaseolus</i> spp. - includes: field, kidney, lima, navy, pinto, runner, snap, tepary and wax beans <i>Vigna</i> spp. - includes: adzuki, asparagus, moth, mung, rice, urd and yard-long beans, black-eye pea, catjang, Chinese long bean, cowpea, crowder pea, and southern pea <i>Pisum</i> spp. - includes dwarf, edible-pod, English, field, garden, green, snow and sugar snap peas <i>Cajanus cajan</i> - pigeon peas Succulent shelled or dried shelled <i>Vicia faba</i> - broadbean (favabean) Dried shelled (only) <i>Lupinus</i> spp. - includes: grain, sweet, white and sweet white lupines <i>Cicer arietinum</i> - chickpea (garbanzo bean) <i>Cyamopsis tetragonoloba</i> - guar <i>Lablab purpureus</i> - lablab bean (hyacinth bean) <i>Lens esculenta</i> - Lentils	Alfalfa caterpillar Aphid spp. ⁴ Armyworm ² Bean leaf beetle Bean leaf skeletonizer Blister beetle spp. Corn earworm Corn rootworm Beetle spp. (adult) Cucumber beetle spp. (adult) Curculio and weevil spp. ¹ (foliage and pod feeding adults and larvae) European corn borer ¹ Fall armyworm ² Flea beetle spp. (adult) Flea hopper spp. Grasshopper spp. Beet armyworm ^{3,4} Soybean looper ^{3,4} Lesser cornstalk borer ³	Japanese beetle (adult) Leafhopper spp. Leaf-tier spp. Looper spp. Meadow spittlebug Painted lady butterfly (larvae) Plant bug spp. including lygus spp. ⁴ Stalk borer ¹ Stink bug spp. Three-cornered alfalfa hopper Thrips spp. ^{4,5} Tobacco budworm ⁴ Webworm spp. Western bean cutworm Western yellow-striped armyworm ² Yellow-striped armyworm ² Leafminer spp. ^{3,4} Whitefly spp. ^{3,4} Spider mite spp. ³	0.01 - 0.015 2.56 - 3.84 0.015 3.84
¹ For control before larvae bore into the plant stalk or pods. ² Use higher labeled rates for large larvae. ³ Suppression only. ⁴ See resistance statement under USE PRECAUTIONS AND RESTRICTIONS. ⁵ Does not include western flower thrips.			

LEGUME VEGETABLES *(continued)*

Precautions and Restrictions

- **DO NOT** apply more than 0.06 lb. active ingredient (0.96 pint) per acre per year.
- For succulent and dried shelled peas and beans, **DO NOT** graze livestock in treated areas or harvest vines for forage or hay.
- **Preharvest Interval:** For edible podded and succulent shelled legume vegetables, **DO NOT** apply within 7 days of harvest. For dried shelled legume vegetables, **DO NOT** apply within 21 days of harvest.

Foliar Application




Follow application instructions as indicated in Bee Hazard **DIRECTIONS FOR USE.**


Apply as required by scouting, usually at intervals of 5 days or more. Timing and frequency of applications should be based upon insect populations reaching locally determined economic thresholds.

Apply with ground or air equipment, using sufficient water to obtain full coverage of foliage. When applying by air, apply in a minimum of 2 gallons of water per acre.


LETTUCE (HEAD AND LEAF)

PESTS		GUEST RATE	
		Lb. a.i./A	Fl. oz./A
Alfalfa looper Cabbage looper Cutworm spp.	Green cloverworm Imported cabbageworm Saltmarsh caterpillar	0.0075 - 0.0125	1.92 - 3.20
Aphid spp. ^{2,3} Armyworm Beet armyworm ^{1,3} Corn earworm Diamondback moth ³ European corn borer Fall armyworm ¹ Flea beetle spp. Grasshopper spp. Japanese beetle (adult)	Leafhopper spp. Meadow spittlebug Plant bug spp., including Lygus spp. ³ Southern armyworm Spider mite spp. ² Stink bug spp. Tobacco budworm ³ Vegetable weevil (adult) Whitefly spp. ^{2,3}	0.01 - 0.015	2.56 - 3.84
¹ For control of first and second instars only. ² Suppression only. ³ See resistance statement under USE PRECAUTIONS AND RESTRICTIONS.			
Precautions and Restrictions <ul style="list-style-type: none"> • DO NOT apply more than 0.15 lb. active ingredient (2.4 pints) per acre per year. • Preharvest Interval: DO NOT apply within 1 day of harvest. <p>Apply as required by scouting, usually at intervals of 5 days or more. Timing and frequency of applications should be based upon insect populations reaching locally determined economic thresholds.</p> <p>Foliar Application</p> <div>  <p>Follow application instructions as indicated in Bee Hazard DIRECTIONS FOR USE.</p> </div> <p>Apply with ground or air equipment, using sufficient water to obtain full coverage of foliage. When applying by air, apply in a minimum of 2 gallons of water per acre.</p>			


OKRA

PESTS		GUEST RATE	
		Lb. a.i./A	Fl. oz./A
Cabbage looper	Hornworm spp.	0.0075 - 0.0125	1.92 - 3.20
Cutworm spp.			
Aphid spp. ^{2,3}	Plant bug spp.	0.01 - 0.015	2.56 - 3.84
Beet armyworm ^{1,3}	Southern armyworm ¹		
Blister beetle spp.	Spider mite spp. ²		
Colorado potato beetle ³	Stalk borer ⁴		
Cucumber beetle spp. (adult)	Stink bug spp.		
European corn borer ⁴	Thrips ^{3,5}		
Fall armyworm ¹	Tobacco budworm ³		
Flea beetle spp.	Tomato fruitworm		
Japanese beetle (adult)	Tomato pinworm		
Leafhopper spp.	Tomato psyllid ^{2,3}		
Leafminer spp. ²	Vegetable weevil (adult)		
Meadow spittlebug	Whitefly spp. ^{2,3}		
Pepper weevil (adult) ²	Yellow-striped armyworm ¹		
¹ For control of first and second instars only. ² Suppression only. ³ See resistance statement under USE PRECAUTIONS AND RESTRICTIONS on container label. ⁴ For control before larvae bore into the plant stalk or fruit. ⁵ Does not include western flower thrips.			
Precautions and Restrictions <ul style="list-style-type: none"> • DO NOT apply more than 0.18 lb active ingredient (2.88 pints) per acre per year. • Preharvest Interval: DO NOT apply within 5 days of harvest. 			
Foliar Application			
 Follow application instructions as indicated in Bee Hazard DIRECTIONS FOR USE .			
Apply as required by scouting, usually at intervals of 5 days or more. Timing and frequency of applications should be based upon insect populations reaching locally determined economic thresholds.			
Apply with ground or air equipment, using sufficient water to obtain full coverage of foliage. When applying by air, apply in a minimum of 2 gallons of water per acre.			


ONION (BULB) AND GARLIC

PESTS		GUEST RATE	
		Lb. a.i./A	Fl. oz./A
Cutworm spp. Leafminer spp. (adult)	Onion maggot (adult) Seedcorn maggot (adult)	0.0075 - 0.0125	1.92 - 3.20
Aphid spp. ² Armyworm spp. ¹ Flower thrips ² Onion thrips	Plant bug spp. Stink bug spp. Tobacco thrips Western flower thrips ^{2,3}	0.01 - 0.015	2.56 - 3.84
¹ For control of first and second instars only. ² Suppression only. ³ See resistance statement under USE PRECAUTIONS AND RESTRICTIONS.			
Precautions and Restrictions <ul style="list-style-type: none"> • DO NOT apply more than 0.12 lb. active ingredient (1.92 pints) per acre per year. • Preharvest Interval: DO NOT apply within 14 days of harvest. <p>Apply as required by scouting, usually at intervals of 5 days or more. Timing and frequency of applications should be based upon insect populations reaching locally determined economic thresholds.</p> <p>Foliar Application</p> <div style="display: flex; align-items: center;">  <p>Follow application instructions as indicated in Bee Hazard DIRECTIONS FOR USE.</p> </div> <p>Apply with ground or air equipment, using sufficient water and application methods to obtain full coverage of foliage. When applying by air, apply in a minimum of 2 gallons of water per acre.</p> <p>Remarks: Use the higher label rates as thrips population increases and avoid rescue situations. For control of thrips by aerial application, the addition of 1% COC v/v, 0.25% NIS v/v or a silicone adjuvant may enhance the deposition of the spray and increase plant coverage. Follow adjuvant manufacturer's use directions.</p>			

PEANUT

PESTS		GUEST RATE	
		Lb. a.i./A	Fl. oz./A
Cutworm spp. Green cloverworm Potato leafhopper	Red-necked peanut worm Three cornered alfalfa hopper Velvetbean caterpillar	0.0075 - 0.0125	1.92 - 3.20
Bean leaf beetle Corn earworm Fall armyworm ¹ Grasshopper spp. Southern corn rootworm (adult)	Stink bug spp. Tobacco thrips Vegetable weevil White fringed beetle (adult)	0.01 - 0.015	2.56 - 3.84
Aphid spp. ² Beet armyworm ^{1,3} Lesser cornstalk borer ²	Soybean looper ^{2,3} Spider mite spp. ²	0.015	3.84
¹ Use higher rates for large larvae. ² Suppression only. ³ See resistance statement under USE PRECAUTIONS AND RESTRICTIONS.			
Precautions and Restrictions <ul style="list-style-type: none"> • DO NOT apply more than 0.06 lb. active ingredient (0.96 pint) per acre per year. • Preharvest Interval: DO NOT apply within 14 days of harvest. <p>Apply as required by scouting, usually at intervals of 7 days or more. Timing and frequency of applications should be based upon insect populations reaching locally determined economic thresholds.</p> <p>Foliar Application</p> <div style="display: flex; align-items: center;">  <p>Follow application instructions as indicated in Bee Hazard DIRECTIONS FOR USE.</p> </div> <p>Apply with ground or air equipment, using sufficient water to obtain full coverage of foliage. When applying by air, apply in a minimum of 2 gallons of water per acre.</p>			

PISTACHIOS

PESTS		GUEST RATE	
		Lb. a.i./A	Fl. oz./A
Ants Chinch bug Codling moth Filbertworm Leafhopper bug Leafroller spp.	Navel orangeworm Peach twig borer Plant bug spp. Stink bug spp. Walnut aphid Walnut husk fly spp. (adult)	0.01 - 0.02	2.56 - 5.12
Precautions and Restrictions <ul style="list-style-type: none"> • DO NOT apply more than 0.08 lb. active ingredient (1.28 pints) per acre per year. • DO NOT apply more than 0.06 lb. active ingredient (0.96 pint) per acre per year post bloom. • Preharvest Interval: DO NOT apply within 14 days of harvest. 			
Foliar Application <div>  <p>Follow application instructions as indicated in Bee Hazard DIRECTIONS FOR USE.</p> </div> <p>Apply as required by scouting, usually at intervals of 5 days or more. Timing and frequency of applications should be based upon insect populations reaching locally determined economic thresholds.</p> <p>Apply with ground or air equipment, using sufficient water to obtain full coverage of foliage. When applying by air, apply in a minimum of 5 gallons of water per acre.</p>			

POME FRUITS

CROP	PESTS	GUEST RATE	
		Lb. a.i./A	Fl. oz./A
Apple Crabapple Loquat Mayhaw Oriental pear Pear Quince	<div> Apple aphid Apple maggot (adult) Cherry fruit fly spp. (adult) Codling moth Green fruitworm Japanese beetle Leafhopper spp. Leafroller spp. Lesser appleworm Omnivorous leafroller Orange tortrix Oriental fruit moth Pear psylla¹ </div> <div> Pear sawfly Periodical cicada Plant bug spp. Plum curculio Rosy apple aphid San Jose scale (fruit infestations only) Spirea aphid¹ Stink bug spp. Tent caterpillar spp. Tentiform leaf miner spp. Tree borer spp. Tufted apple budworm </div>	0.01 - 0.02	2.56 - 5.12

¹ Suppression only.

Precautions and Restrictions

- **DO NOT** apply more than 1.6 pints (0.1 lb. active ingredient) per acre per year. **DO NOT** apply more than 0.08 lb. active ingredient (1.28 pints) per acre per year post bloom.
- **Preharvest interval: DO NOT** apply within 21 days of harvest.

Apply as required by scouting, usually at intervals of 5 days or more. Timing and frequency of applications should be based upon insect populations reaching locally determined economic thresholds and IPM recommendations.


Foliar Application



Follow application instructions as indicated in Bee Hazard **DIRECTIONS FOR USE.**

Apply with ground or air equipment, using sufficient water to obtain full coverage of foliage or target area. When applying by air, apply in a minimum of 5 gallons of water per acre, but use higher volumes as appropriate for thorough coverage.

RICE

PESTS		GUEST RATE	
		Lb. a.i./A	Fl. oz./A
Bird cherry-oat aphid Chinch bug European corn borer ¹ Fall armyworm Grasshopper spp. Greenbug Leafhopper spp. Mexican rice borer ¹ Rice seed midge	Rice stalk borer Rice stink bug Rice water weevil (adult) Sharpshooter spp. Sugarcane borer ¹ True armyworm Yellow-striped armyworm Yellow sugarcane aphid	0.0125 - 0.02	3.20 - 5.12
¹ For control before larvae bore into the plant stalk.			
Precautions and Restrictions <ul style="list-style-type: none">• DO NOT release flood water within 7 days of an application.• DO NOT apply more than 0.06 lb. active ingredient (0.96 pint) per acre per year. DO NOT apply more than 0.04 lb. active ingredient (0.64 pint) per acre within 28 days of harvest or more than 0.02 lb. active ingredient (0.32 pint) per acre within 21 days of harvest.• DO NOT use treated rice fields for the aquaculture of edible fish and crustaceans.• DO NOT apply as an ultra-low volume (ULV) spray.• Preharvest Interval: DO NOT apply within 21 days of harvest.			
Apply as required by scouting. Timing and frequency of applications should be based upon insect populations reaching locally determined economic thresholds. Determine the need for repeat applications, usually at intervals of 5 to 7 days, by scouting. Guest can be used safely when propanil products are being used for weed control.			
Foliar Application			
<div> Follow application instructions as indicated in Bee Hazard DIRECTIONS FOR USE.</div>			

(continued)

RICE (continued)

Apply by air or by ground equipment, using sufficient water to obtain full coverage of foliage. When applying by air, apply in a minimum of 2 gallons of water (or total carrier volume) per acre, but ensure sufficient volume is used to provide adequate coverage. The addition of emulsifiable crop oil at 1 pint per acre when lower aerial application volumes are used is recommended to improve coverage, reduce evaporation, and improve efficacy.

Remarks:

For control of rice water weevil in dry seeded rice, make a foliar application as indicated by scouting for the presence of adults and/or feeding scars, usually within a time-frame of 0 to 5 days after permanent flood establishment. **DO NOT** exceed 10 days from starting permanent flood until insecticide application unless scouting indicates weevils have not been previously present. Adults may also be treated at later stages of rice development to reduce overwintering populations.


For control of rice water weevil in water-seeded rice, make the first foliar application after pinpoint flood as indicated by scouting for the presence of adults and/or feeding scars usually when rice has emerged 0.5 inch above the waterline. Under conditions of prolonged migration into the field, start field scouting for rice water weevil adults and/or feeding scars 3 to 5 days after the initial treatment and, if needed, apply a second application within 7 to 10 days of the first application. Adults may also be treated at later stages of rice development to reduce over-wintering populations.

California: In addition to above directions for control of rice water weevil in water seeded rice, **Guest** may be applied at the 1 to 3 leaf growth stage, with the majority at the 2 leaf growth stage. Adults are vulnerable on levees and in the water. Larvae are vulnerable while feeding on the leaf prior to entering the soil. Monitor for adults, based upon field history and density of population. Monitor field edges and levee areas for adults. Treat in the following manner: a) spray the inside perimeter of the field, or b) spray the entire field.

For control of stem borers, scout fields, when rice growth is near panicle differentiation, for early symptoms of damaging populations exhibited as discoloration (orange-tan) around the junction of the leaf sheath and blade which is caused by feeding of young larvae within the sheath. Applications must be made before larvae bore into rice stems. Make the first application at panicle differentiation to 2 inch panicle for partial control. Make the second application at boot to heading for maximum control. All rice varieties are susceptible to stem borer damage, but Cocodrie and Priscilla are particularly susceptible.

Greenbug is known to have many biotypes. **Guest** may provide only suppression. If satisfactory control is not achieved with the first application of **Guest**, a resistant biotype may be present. Use alternate chemistry for control.

SORGHUM (GRAIN)

PESTS		GUEST RATE	
		Lb. a.i./A	Fl. oz./A
Cutworm spp.	Sorghum midge	0.0075 - 0.01	1.92 - 2.56
Armyworm Beet armyworm ^{1,3} Corn earworm European corn borer ² Fall armyworm ¹ Flea beetle spp.	Grasshopper spp. Lesser cornstalk borer ² Southwestern corn Borer ² Stink bug spp. Webworm spp. Yellow-striped armyworm ¹	0.01 - 0.015	2.56 - 3.84
Chinch bug Mexican rice borer ²	Rice stalk borer ² Sugarcane borer ²	0.015	3.84
¹ Use higher rates for large larvae. ² For control before larvae bore into the plant stalk. ³ See resistance statement under USE PRECAUTIONS AND RESTRICTIONS.			
Precautions and Restrictions <ul style="list-style-type: none"> • DO NOT apply more than 0.04 lb. active ingredient (0.64 pint) per acre per year. • DO NOT apply more than 0.03 lb. active ingredient (0.48 pint) per acre per year after crop emergence. • DO NOT apply more than 0.01 lb. active ingredient (0.16 pint) per acre per year once crop is in soft dough stage. • Preharvest Interval: DO NOT apply within 30 days of harvest. <p>Apply as required by scouting, usually at intervals of 5 days or more. Timing and frequency of applications should be based upon insect populations reaching locally determined economic thresholds.</p> <p>Foliar Application</p> <div style="display: flex; align-items: center;">  <p>Follow application instructions as indicated in Bee Hazard DIRECTIONS FOR USE.</p> </div> <p>Apply with ground or air equipment, using sufficient water and application methods to obtain full coverage of target location. When applying by air, apply in a minimum of 2 gallons of water per acre.</p> <p>For sorghum midge control, begin applications when 25% of the sorghum heads have emerged and are in tip bloom. Repeat applications at 5-day intervals if needed.</p> <p>For chinch bug control, begin applications when bugs migrate from small grains or grass weeds to small sorghum. Direct spray to the base of sorghum plants. Repeat applications at 3- to 5-day intervals if needed. Guest may only suppress heavy infestations and/or subsequent migrations.</p>			

SOYBEAN

PESTS		GUEST RATE	
		Lb. a.i./A	Fl. oz./A
Bean leaf beetle Cabbage looper Corn earworm Cutworm spp. Green cloverworm Mexican bean beetle Mexican corn rootworm beetle (adult) Northern corn rootworm beetle (adult) Painted lady (thistle) caterpillar	Potato leafhopper Saltmarsh caterpillar Southern corn rootworm beetle (adult) Soybean aphid ⁴ Three-cornered alfalfa hopper Thrips spp. ⁵ Velvetbean caterpillar Western corn rootworm beetle (adult) Woolly bear caterpillar	0.0075 - 0.0125	1.92 - 3.20
Armyworm ¹ Blister beetle spp. European corn borer Fall armyworm ¹ Grasshopper spp. Japanese beetle (adult)	Plant bug spp. Silver-spotted skipper Stink bug spp. Tobacco budworm ³ Webworm spp. Yellow-striped armyworm ¹	0.0125 - 0.015	3.20 - 3.84
Beet armyworm ³ Lesser cornstalk borer ²	Soybean looper ^{2,3} Spider mite spp. ²	0.015	3.84
¹ Use higher labeled rates for large larvae. ² Suppression only. ³ See resistance statement under USE PRECAUTIONS AND RESTRICTIONS . ⁴ Use a rate in the lower end of the rate range for early year applications and/or lighter populations. ⁵ Does not include western flower thrips.			
Precautions and Restrictions <ul style="list-style-type: none"> • DO NOT graze or harvest treated soybean forage, straw, or hay for livestock feed. • DO NOT apply more than 0.03 lb. active ingredient (0.19 pint) per acre per year. • Preharvest Interval: DO NOT apply within 45 days of harvest. Apply as required by scouting, usually at intervals of 5 days or more. Timing and frequency of applications should be based upon insect populations reaching locally determined economic thresholds.			

(continued)

Foliar Application



For control of adult corn rootworm beetles (*Diabrotica* species) as part of an aerial-applied corn rootworm control program, use a minimum of 2.56 fl. oz. per acre (0.01 lb. active ingredient per acre).

CROP	PESTS	GUEST RATE	
		Lb. a.i./A	Fl. oz./A
Apricot	American plum borer	0.01 - 0.02	2.56 - 5.12
Sweet and tart cherry	Peachtree borer spp.		
Nectarine	Peach twig borer		
Peach	Pear sawfly		
Plum	Cherry fruit fly spp. (adult)		
Chickasaw plum	Periodical cicada		
Damson plum	Plant bug spp.		
Japanese plum	Plum curculio		
Plumcot	Rose chafer		
Prune	Stink bug spp.		
	Leafhopper spp.		
	Tent caterpillar spp.		
	Leafroller spp.		
	Thrips spp.		
	Oriental fruit moth		

40

STONE FRUITS (continued)

Precautions and Restrictions

- **DO NOT** apply more than 1.6 pints (0.1 lb. active ingredient) per acre per year.
- **DO NOT** apply more than 0.08 lb. active ingredient (1.28 pints) per acre per year post bloom.
- **Preharvest interval: DO NOT** apply within 14 days of harvest.

Apply as required by scouting, usually at intervals of 5 days or more. Timing and frequency of applications should be based upon insect populations reaching locally determined economic thresholds and IPM recommendations.

Foliar Application



Follow application instructions as indicated in Bee Hazard **DIRECTIONS FOR USE.**

Apply with ground or air equipment, using sufficient water to obtain full coverage of foliage or target area. When applying by air, apply in a minimum of 5 gallons of water per acre, but use higher volumes as appropriate for thorough coverage.

SUGARCANE

PESTS		GUEST RATE	
		Lb. a.i./A	Fl. oz./A
Mexican rice borer ¹	Sugarcane beetle (adult) ²	0.0125 - 0.02	3.2 - 5.12
Pygmy mole cricket	Sugarcane borer ¹		
Rice borer ¹	Yellow sugarcane aphid ³		
Sugarcane aphid ³	West Indian cranefly		
¹ For control before larvae bore into the plant stalk. ² Suppression only of beetles active above ground. ³ See resistance statement under USE PRECAUTIONS AND RESTRICTIONS.			

(continued)

SUGARCANE (*continued*)

Precautions and Restrictions

- **DO NOT** apply more than 0.08 lb. active ingredient (1.28 pints) per acre per year.
- **Preharvest Interval: DO NOT** apply within 21 days of harvest.

Apply as required by scouting, usually at intervals of 7 days or more. Timing and frequency of applications should be based upon insect populations reaching locally determined economic thresholds.


Foliar Application




Follow application instructions as indicated in Bee Hazard **DIRECTIONS FOR USE.**

Apply with ground or air equipment, using sufficient water to obtain full coverage of the foliage or target area. When applying by air, apply in a minimum of 2 gallons of water per acre.

SUNFLOWER

PESTS		GUEST RATE	
		Lb. a.i./A	Fl. oz./A
Cutworm spp.	Sunflower beetle	0.0075 - 0.0125	1.92 - 3.20
Banded sunflower moth	Seed weevil (adult)	0.01 - 0.015	2.56 - 3.84
Fall armyworm ¹	Spotted cabbage looper		
Grasshopper spp.	Stem weevil (adult)		
Head-clipper weevil (adult)	Stink bug spp.		
Japanese beetle (adult)	Sunflower maggot (adult)		
Leafhopper spp.	Sunflower moth		
Meadow spittlebug	Woolly bear caterpillar		
Painted lady (thistle) caterpillar			
Beet armyworm ³	Spider mite spp. ²	0.015	3.84
¹ For control of first and second instars only.			
² Suppression only.			
³ See resistance statement under USE PRECAUTIONS AND RESTRICTIONS .			
Precautions and Restrictions <ul style="list-style-type: none"> • DO NOT apply more than 0.06 lb. active ingredient (0.96 pint) per acre per year. • DO NOT apply more than 0.045 lb. active ingredient (0.72 pint) per acre per year after bloom initiation. • DO NOT apply as an ultra-low volume (ULV) spray. • Preharvest Interval: DO NOT apply within 45 days of harvest. <p>Apply as required by scouting, usually at intervals of 5 days or more. Timing and frequency of applications should be based upon insect populations reaching locally determined economic thresholds.</p>			
Foliar Application <div>  <p>Follow application instructions as indicated in Bee Hazard DIRECTIONS FOR USE.</p> </div> <p>Apply with ground or air equipment, using sufficient water to obtain full coverage of sunflower heads and/or foliage. When applying by air, apply in a minimum of 2 gallons of water per acre.</p>			

TOBACCO (AIR DRIED) - BURLEY AND FLUE-CURED

PESTS		GUEST RATE	
		Lb. a.i./A	Fl. oz./A
Aphid spp. ^{2,3} Armyworm spp. ¹ Blister beetle spp. Cabbage looper Corn earworm Cucumber beetle spp. (adult) Cutworm spp. Grasshopper spp. Japanese beetle (adult) Katydid spp.	Plant bug spp. ³ Saltmarsh caterpillar Stinkbug spp. Thrips spp. ² Tobacco budworm Tobacco flea beetle (adult) Tobacco hornworm Tree cricket spp. Vegetable weevil (adult) Webworm spp.	0.0075 - 0.015	1.92 - 3.84
¹ For control of first and second instars only. ² Suppression only. ³ See resistance statement under USE PRECAUTIONS AND RESTRICTIONS.			
Precautions and Restrictions <ul style="list-style-type: none"> • DO NOT apply more than 0.045 lb. active ingredient (0.72 pint) per acre per year. • Preharvest Interval: DO NOT apply within 40 days of harvest. <p>Apply as required by scouting, usually at intervals of 7 days or more. Timing and frequency of applications should be based upon insect populations reaching locally determined economic thresholds.</p> <p>Foliar Application</p> <div style="display: flex; align-items: center;">  <div style="margin-left: 10px;"> <p>Follow application instructions as indicated in Bee Hazard DIRECTIONS FOR USE.</p> <p>Apply with ground or air equipment, using sufficient water to obtain full coverage of the foliage. When applying by air, apply in a minimum of 2 gallons of water per acre.</p> </div> </div>			

TREE NUTS (INCLUDING PECANS)


CROPS	PESTS	GUEST RATE	
		Lb. a.i./A	Fl. oz./A
Almond Beech nut Black walnut Brazil nut Butternut Cashew Chestnut Chinquapin English walnut (Persian) Filbert (hazelnut) Hickory nut Macadamia nut (bush nut)	Ants Chinch bug Codling moth Filbertworm Leaf-footed bug Leafroller spp.	Navel orangeworm Peach twig borer Plant bug spp. Stink bug spp. Walnut aphid Walnut husk fly spp. (adult)	0.01 - 0.02
Pecan	Hickory shuckworm Pecan aphid spp. Pecan casebearer spp. Pecan phyloxera spp.	Pecan spittlebug Pecan weevil Stinkbug spp.	0.01 - 0.02

Precautions and Restrictions

- **DO NOT** apply more than 0.08 lb. active ingredient (1.28 pints) per acre per year.
- **DO NOT** apply more than 0.06 lb. active ingredient (0.96 pints) per acre per year post bloom.
- **Preharvest Interval:** **DO NOT** apply within 14 days of harvest.

Apply as required by scouting, usually at intervals of 5 days or more. Timing and frequency of applications should be based upon insect populations reaching locally determined economic thresholds.

Foliar Application



Follow application instructions as indicated in Bee Hazard **DIRECTIONS FOR USE.**

Apply with ground or air equipment, using sufficient water to obtain full coverage of foliage or target area. When applying by air, apply in a minimum of 5 gallons of water per acre, but use higher rates as appropriate for thorough coverage.

WHEAT, WHEAT HAY, AND TRITICALE

PESTS		GUEST RATE	
		Lb. a.i./A	Fl. oz./A
Army cutworm	Cutworm spp.	0.0075 - 0.0125	1.92 - 3.20
Armyworm	Oat bird-cherry aphid ¹	0.01 - 0.015	2.56 - 3.84
Cereal leaf beetle	Orange blossom		
English grain aphid ¹	Wheat midge		
Fall armyworm	Russian wheat aphid ¹		
Flea beetle spp.	Stink bug spp.		
Grasshopper spp.	Yellow-striped armyworm		
Hessian fly ⁴			
Grass sawfly		0.0125 - 0.015	3.20 - 3.84
Chinch bug	Greenbug ^{1,3}	0.015	3.84
Corn leaf aphid ²	Mite spp. ²		
¹ Best control is obtained before insects begin to roll leaves. Once wheat has started to boot, Guest may provide suppression only. Higher labeled rates and increased coverage will be necessary. ² Suppression only. ³ See resistance statement under USE PRECAUTIONS AND RESTRICTIONS . ⁴ Make applications when adults emerge.			
Precautions and Restrictions <ul style="list-style-type: none">• DO NOT apply more than 0.03 lb active ingredient (0.48 pint) per acre per year.• Preharvest Interval: DO NOT apply within 30 days of harvest.• DO NOT allow livestock to graze in treated areas or harvest treated wheat forage as feed for meat or dairy animals within 7 days after last treatment. Do not feed treated straw to meat or dairy animals within 30 days after the last treatment. Apply as required by scouting, usually at intervals of 5 days or more. Timing and frequency of applications should be based upon insect populations reaching locally determined economic thresholds.			

(continued)

WHEAT, WHEAT HAY, AND TRITICALE (continued)

Foliar Application



Follow application instructions as indicated in Bee Hazard **DIRECTIONS FOR USE**.

Apply with ground or air equipment, using sufficient water and application methods to obtain full coverage of foliage. When applying by air, apply in a minimum of 2 gallons of water per acre.

For chinch bug control, repeat applications at 3- to 5-day intervals if needed. **Guest** may only suppress heavy infestations and/or migrations.

Greenbug is known to have many biotypes. **Guest** may provide suppression only. In this situation, a second application using an alternative chemistry may be needed.

NON-AGRICULTURAL USES - NON-CROPLAND AREAS ADJACENT TO CROPS (EXCLUDING PUBLIC LAND)

PESTS	GUEST RATE	
	Lb. a.i./A	Fl. oz./A
Refer to crop-specific use directions	Use rates in crop-specific use directions	Use rates in crop-specific use directions

Precautions and Restrictions

- **DO NOT** exceed 0.1 lb. active ingredient (1.6 pints) per acre per year.
- **DO NOT** graze livestock in treated areas.

Spray non-cropland adjacent to agricultural areas to control migratory insects that may threaten crops.

When treating areas adjacent to crops, refer to the specific use directions for the adjacent crop for target pests, rates, and spray recommendations.

Foliar Application



Follow application instructions as indicated in Bee Hazard **DIRECTIONS FOR USE**.

Use highest labeled rates for dense/tall foliage, high insect populations and/or larger larval stages.

Repeat as necessary to maintain control.

STORAGE AND DISPOSAL

DO NOT contaminate water, food, or feed by storage and disposal.

PESTICIDE STORAGE: Store this product in a cool, dry place in its original container only. **DO NOT** store this product near fertilizers, seeds, or other pesticides. If this product is spilled, sweep up the spillage and dispose pursuant to the below **PESTICIDE DISPOSAL** instructions.

PESTICIDE DISPOSAL: Pesticide wastes are toxic. Improper disposal of excess pesticide, spray mixture, or rinsate is a violation of Federal Law. If these wastes cannot be used according to label instructions, contact your State Pesticide or Environmental Control Agency, or the Hazardous Waste representative at the nearest EPA Regional Office for guidance.

CONTAINER HANDLING:

Less Than or Equal to 5 Gallons: Nonrefillable container. **DO NOT** reuse or refill this container. Offer for recycling if available. Triple rinse container (or equivalent) promptly after emptying. Triple rinse as follows: Empty the remaining contents into application equipment or a mix tank and drain for 10 seconds after the flow begins to drip. Fill the container 1/4 full with water and recap. Shake for 10 seconds. Pour rinsate into application equipment or a mix tank or store rinsate for later use or disposal. Drain for 10 seconds after the flow begins to drip. Repeat this procedure two more times. Then offer for recycling if available or reconditioning if appropriate or puncture and dispose of in a sanitary landfill or by incineration.

Greater Than 5 Gallons: Refillable container. Refill this container with pesticide only. **DO NOT** reuse this container for any other purpose. Cleaning the container before final disposal is the responsibility of the person disposing of the container. Cleaning before refilling is the responsibility of the refiller. To clean the container before final disposal, empty the remaining contents from this container into application equipment or mix tank. Fill the container about 10% full with water. Agitate vigorously or recirculate water with the pump for two minutes. Pour or pump rinsate into application equipment or rinsate collection system Repeat this rinsing procedure two more times.

For Bulk and Mini-Bulk Containers: Refillable container. Refill this container with pesticide only. **DO NOT** use this container for any other purpose. Cleaning the container before final disposal is the responsibility of the person disposing of the container. Cleaning before refilling is the responsibility of the person refilling. To clean container before final disposal, empty the remaining contents from this container into application equipment or mix tank. Fill the container about 10% full with water. Agitate vigorously or recirculate water with the pump for 2 minutes. Pour or pump rinsate into application equipment or rinsate collection system. Repeat this rinsing procedure two more times. Then offer for recycling if available or puncture and dispose of in a sanitary landfill, or by incineration, or by other procedures allowed by State and local authorities.

CONTAINER IS NOT SAFE FOR FOOD, FEED, OR DRINKING WATER!

CONDITIONS OF SALE AND LIMITATION OF WARRANTY AND LIABILITY

NOTICE: Read the entire Directions for Use and Conditions of Sale and Limitation of Warranty and Liability before buying or using this product. If the terms are not acceptable, return the product at once, unopened, and the purchase price will be refunded.

The Directions for Use of this product must be followed carefully. It is impossible to eliminate all risks inherently associated with the use of this product. Ineffectiveness or other unintended consequences may result because of such factors as manner of use or application, weather, presence of other materials or other influencing factors in the use of the product, which are beyond the control of Sharda USA LLC or Seller. To the extent consistent with applicable law, all such risks shall be assumed by Buyer and User, and Buyer and User agree to hold Sharda USA LLC and Seller harmless for any claims relating to such factors.

Sharda USA LLC warrants that this product conforms to the chemical description on the label and is reasonably fit for the purposes stated in the Directions for Use, subject to the inherent risks referred to above, when used in accordance with directions under normal use conditions. This warranty does not extend to the use of this product contrary to label instructions, or under conditions not reasonably foreseeable to or beyond the control of Seller or Sharda USA LLC and Buyer and User assume the risk of any such use. To the extent consistent with applicable law, SHARDA USA LLC MAKES NO WARRANTIES OF MERCHANTABILITY OR OF FITNESS FOR A PARTICULAR PURPOSE NOR ANY OTHER EXPRESS OR IMPLIED WARRANTY EXCEPT AS STATED ABOVE.

To the extent consistent with applicable law, neither Sharda USA LLC nor Seller shall be liable for any incidental, consequential, or special damages resulting from the use or handling of this product. **TO THE EXTENT CONSISTENT WITH APPLICABLE LAW, THE EXCLUSIVE REMEDY OF THE USER OR BUYER, AND THE EXCLUSIVE LIABILITY OF SHARDA USA LLC AND SELLER FOR ANY AND ALL CLAIMS, LOSSES, INJURIES OR DAMAGES (INCLUDING CLAIMS BASED ON BREACH OF WARRANTY, CONTRACT, NEGLIGENCE, TORT, STRICT LIABILITY OR OTHERWISE) RESULTING FROM THE USE OR HANDLING OF THIS PRODUCT, SHALL BE THE RETURN OF THE PURCHASE PRICE OF THE PRODUCT OR, AT THE ELECTION OF SHARDA USA LLC OR SELLER, THE REPLACEMENT OF THE PRODUCT.**

Sharda USA LLC and Seller offer this product, and Buyer and User accept it, subject to the foregoing Conditions of Sale and Limitation of Warranty and Liability, which may not be modified except by written agreement signed by a duly authorized representative of Sharda USA LLC.

All trademarks are the property of their respective owners.

NOTES

NOTES

06062024v1

NOTES

RESTRICTED USE PESTICIDE
DUE TO TOXICITY TO FISH AND AQUATIC ORGANISMS

For retail sale to and use only by Certified Applicators, or persons under their direct supervision, and only for those uses covered by the Certified Applicator's certification.

GAMMA-CYHALOTHRIN | GROUP 3A | INSECTICIDE

Guest

For control of insect pests in alfalfa, canola, Cole crops, corn, sweet corn, cotton, fruiting vegetables, legume vegetables, lettuce (head & leaf), okra, onion, peanut, pistachios, pome fruits, rice, sorghum (grain), soybean, stone fruits, sugarcane, sunflower, tobacco, tree nuts including pecans, wheat, triticale, conifer and deciduous trees (plantations, nurseries and seed orchards) and non-cropland areas adjacent to crops.

ACTIVE INGREDIENT:		WT. BY %
Gamma-cyhalothrin: Cyclopropanecarboxylic acid, 3-(2-chloro-3,3,3-trifluoro-1-propenyl)- 2,2-dimethyl, cyano(3-phenoxyphenyl)methyl ester*	5.9%
OTHER INGREDIENTS:	94.1%
TOTAL:	100.0%

*Contains 0.5 lb. of active ingredient per gallon. Contains petroleum distillate. *Synthetic pyrethroid, CAS No. 76703-62-3, capsule suspension (microencapsulated).

KEEP OUT OF REACH OF CHILDREN CAUTION/PRECAUCIÓN

Si usted no entiende la etiqueta, busque a alguien para que se la explique a usted en detalle.
(If you **DO NOT** understand this label, find someone to explain it to you in detail.)

See label booklet for complete First Aid, Precautionary Statements, Directions For Use, and Storage and Disposal.

Manufactured For:

Sharda USA LLC 

7217 Lancaster Pike, Suite A
Hockessin, Delaware 19707

EPA Reg. No. 83529-332

EPA Est. No. **CS** 70815-GA-001; **MA** 83411-MN-001; **MC** 89332-GA-001;

SC 39578-TX-001; **TX** 07401-TX-001

The EPA Establishment Number is identified by the circled letters above that match the first two letters in the batch number.

Net Contents: 1 Gal.* ☐ 15 Gals.

* Unless alternate checked

OPEN HERE 

FIRST AID - IF SWALLOWED: • Immediately call a poison control center or doctor. • **DO NOT** induce vomiting unless told to do so by a poison control center or doctor. • **DO NOT** give any liquid to the person. • **DO NOT** give anything by mouth to an unconscious person. **IF IN EYES:** • Hold eye open and rinse slowly and gently with water for 15 - 20 minutes. • Remove contact lenses, if present, after the first 5 minutes, then continue rinsing eye. • Call a poison control center or doctor for treatment advice.

HOTLINE NUMBER - Have the product container or label with you when calling a poison control center or doctor or going for treatment. For emergency information concerning this product, call your poison control center at **1-800-222-1222**.

NOTE TO PHYSICIAN - Induced vomiting as first aid for this substance may result in increased risk of chemical pneumonia or pulmonary edema caused by aspiration of the hydrocarbon solvent. Vomiting should be induced only under professional supervision. Skin exposure may also result in a sensation described as a tingling, itching, burning, or prickly feeling. Onset may occur immediately to 4 hours after exposure and may last 2 to 30 hours, without damage. Wash exposed areas once with soap and water. Relief from the skin sensation may be obtained by applying an oil-based cream.

PRECAUTIONARY STATEMENTS

HAZARDS TO HUMANS AND DOMESTIC ANIMALS

CAUTION / PRECAUCIÓN

Causes moderate eye irritation. Harmful if swallowed. Prolonged or frequently repeated skin contact may cause allergic reactions in some individuals. Avoid contact with eyes, skin, or clothing.

ENVIRONMENTAL HAZARDS

This pesticide is extremely toxic to fish and aquatic organisms and toxic to wildlife. **DO NOT** apply directly to water, or to areas where surface water is present, or to intertidal areas below the mean highwater mark. **DO NOT** apply when weather conditions favor drift from treated areas. Drift and runoff from treated areas may be hazardous to aquatic organisms in neighboring areas. **DO NOT** contaminate water when disposing of equipment wash waters. **NON-TARGET ORGANISM ADVISORY STATEMENT:** This product is highly toxic to bees exposed to direct treatment or residues on blooming crops or weeds. **DO NOT** apply this product or allow it to drift to blooming crops or weeds if bees are visiting the treatment area. **Protect pollinating insects by following label directions intended to minimize drift and to reduce risk to these organisms.**

PHYSICAL AND CHEMICAL HAZARDS

DO NOT use or store near heat or open flame.

DIRECTIONS FOR USE

RESTRICTED USE PESTICIDE

It is a violation of Federal law to use this product in a manner inconsistent with its labeling. For outdoor use only. **DO NOT** apply this product in a way that will

contact workers or other persons, either directly or through drift. Only protected handlers may be in the area during application. For any requirements specific to your State or Tribe, consult the agency responsible for pesticide regulation. **SHAKE WELL BEFORE USING. READ ENTIRE LABEL. USE STRICTLY IN ACCORDANCE WITH PRECAUTIONARY STATEMENTS AND DIRECTIONS, AND WITH APPLICABLE STATE AND FEDERAL REGULATIONS.**

STORAGE AND DISPOSAL

DO NOT contaminate water, food, or feed by storage and disposal. **PESTICIDE STORAGE:** Store this product in a cool, dry place in its original container only. **DO NOT** store this product near fertilizers, seeds, or other pesticides. If this product is spilled, sweep up the spillage and dispose pursuant to the below **PESTICIDE DISPOSAL** instructions. **PESTICIDE DISPOSAL:** Pesticide wastes are toxic. Improper disposal of excess pesticide, spray mixture, or rinsate is a violation of Federal Law. If these wastes cannot be used according to label instructions, contact your State Pesticide or Environmental Control Agency, or the Hazardous Waste representative at the nearest EPA Regional Office for guidance. **CONTAINER HANDLING: Less Than or Equal to 5 Gallons:** Nonrefillable container. **DO NOT** reuse or refill this container. Offer for recycling if available. Triple rinse container (or equivalent) promptly after emptying. Triple rinse as follows: Empty the remaining contents into application equipment or a mix tank and drain for 10 seconds after the flow begins to drip. Fill the container 1/4 full with water and recap. Shake for 10 seconds. Pour rinsate into application equipment or a mix tank or store rinsate for later use or disposal. Drain for 10 seconds after the flow begins to drip. Repeat this procedure two more times. Then offer for recycling if available or reconditioning if appropriate or puncture and dispose of in a sanitary landfill or by incineration. **Greater Than 5 Gallons:** Refillable container. Refill this container with pesticide only. **DO NOT** reuse this container for any other purpose. Cleaning the container before final disposal is the responsibility of the person disposing of the container. Cleaning before refilling is the responsibility of the refiller. To clean the container before final disposal, empty the remaining contents from this container into application equipment or mix tank. Fill the container about 10% full with water. Agitate vigorously or recirculate water with the pump for two minutes. Pour or pump rinsate into application equipment or rinsate collection system. Repeat this rinsing procedure two more times. **For Bulk and Mini-Bulk Containers:** Refillable container. Refill this container with pesticide only. **DO NOT** use this container for any other purpose. Cleaning the container before final disposal is the responsibility of the person disposing of the container. Cleaning before refilling is the responsibility of the person refilling. To clean container before final disposal, empty the remaining contents from this container into application equipment or mix tank. Fill the container about 10% full with water. Agitate vigorously or recirculate water with the pump for 2 minutes. Pour or pump rinsate into application equipment or rinsate collection system. Repeat this rinsing procedure two more times. Then offer for recycling if available or puncture and dispose of in a sanitary landfill, or by incineration, or by other procedures allowed by State and local authorities. **CONTAINER IS NOT SAFE FOR FOOD, FEED, OR DRINKING WATER!**